

# THE FAMILY GUIDE TO HALLOWEEN SAFETY

<b>Safe Halloween Activities For Kids</b> <i>Trick or treating isn't the only things for kids on Halloween.</i> <b>Page 2</b>	<b>Pet Safety Tips</b> <i>People aren't the only ones to watch out for - make sure your pets stay safe too.</i> <b>Page 3</b>	<b>Safety Tips For Trick Or Treaters</b> <i>How to be safe for the most common Halloween activity.</i> <b>Page 4</b>	<b>Candy Safety Tips</b> <i>Safety tips for the one time kids are allowed to take candy from strangers.</i> <b>Page 5</b>
---	---	--	---

## TIPS FOR A SAFE HALLOWEEN

Halloween is a fun time for all ages, but there are plenty of dangers to keep in mind. Make sure you're prepared so the whole family can enjoy a safe, fun Halloween.


You may remember your parents going through your candy when you were a child, looking for razor blades in apples and other scary-sounding things. Halloween dangers have been around for a long time, but today's kids have even more things to worry about.

Increased traffic on the roads where they're trick-or-treating, high-tech costumes that can pose different dangers and of course bags full of candy that often come from complete strangers all carry potential threats to their safety.

And kids aren't the only ones to worry about. There are many dangers that are just as much an issue for adults as they are for kids. Even the family pets aren't immune.

Fortunately, with some simple safety precautions, most of these dangers can be avoided. And your family can still have just as much fun - it's not going to put an end to that!

So read on to learn how to keep your kids safe while they're out trick-or-treating, what you can do to make Halloween night safer and less scary for your pets and how you can protect yourself and your friends if you're out at an "adult" Halloween party.



### Costume Safety Tips

- 1. Make sure it's burnproof. Flammable costumes and candles in jack'o'lanterns do NOT mix.**
- 2. Ensure it doesn't restrict movement or vision.**
- 3. Make sure the costume is visible, especially for trick-or-treaters out in the dark.**

**Visit [BuyCostumes.com](http://BuyCostumes.com) for lots of great costume ideas.**

# THE FAMILY GUIDE TO HALLOWEEN SAFETY

## SAFE HALLOWEEN ACTIVITIES FOR KIDS

If you, like many parents, are concerned about the safety of your children on holidays like Halloween, know that there are many different ideas you can implement to provide a safe, viable, fun alternative to traditional Halloween trick or treating. All you need to do is use a little imagination and effort, and your Halloween celebration will be even more memorable than traipsing around the neighborhood trolling for candy. Let's look at some creative ideas to come with an alternate Halloween activity.

### Host Your Own Halloween Party

While not entirely original, this one has the advantage of keeping you completely in control. You control the guest list, the treats, the games, you-name-it! Ideas for Halloween themed parties abound, and a great deal of fun can be had by making it a specific theme. Take care not to make it a too-expensive proposition for the parents to get their kids into the chosen theme, but for instance a Superhero party could be a lot of fun, with appropriate Superhero activities!

### Go To The Mall

Many shopping malls make a big deal out of Halloween, for obvious reasons. You don't have to make this a shopping excursion, but it can be a fun easy alternative to traditional trick or treating. It's a fairly safe venue, and the treats will most likely be safe. Be sure to accompany your children and watch out for the traffic!

### Your Church

Many churches now sponsor kid-safe Halloween alternatives, many times eschewing Halloween altogether with a Harvest Festival. Games, rides, candy, costumes and fun are the hallmarks of these Halloween night activities at your place of worship.


### Alternative Celebration

If you're a family that would rather not celebrate Halloween at all, either in its present form or with an alternative, then create your own traditions! Make this night a special night that your family chooses to do something special together on its own. This can be a great way to create memories and new family traditions.

### Floating Halloween Party

Another very cool idea I heard of was to organize a floating Halloween party. The idea behind this is to involve several families, each hosting a segment of the night's activities. You might limit the number of houses to four or five, depending on the distance between them and number of children involved. If you have many children, you might want to split them up into groups and have them take their turns at each home. You can have a scary haunted house, a Halloween craft house, maybe a contest at another, and of course lots of treats available at each home. This kind of activity creates loads of fun and a sense of community, and also keeps a tight lid on things!

Halloween doesn't have to be a scary holiday for parents. With a little imagination and ingenuity you can create a safe, fun evening for both your kids and you as well!



# THE FAMILY GUIDE TO HALLOWEEN SAFETY

## Pet Safety Tips For Halloween

Halloween is a fun time for most, but not necessarily so for animals. There are several things to consider for this holiday to keep your pets safe and healthy. I'm sure you've heard all the horror stories about the latest batch of Satanists or witches who find that Halloween is the perfect time to do a little sacrificial action. Unfortunately, this is all too true and every year some unsuspecting black cat is a victim of this kind of activity. Let's look at some guidelines to help keep Fluffy out of harm's way!

- If you have a black cat, keep him or her very secure in the house for the entire holiday, and preferably the days leading up to it. Many pet stores and animal shelters refuse to sell or deliver black cats during the month of October, much to their credit. Just to be on the safe side, it's not just black cats that have been victimized. A word to the wise...
- Dogs also should be cooped up. If not allowed to be inside, at least keep them far away from the action, as they can easily become excited and run after trick-or-treaters, causing many scenarios you'd rather not deal with. Keep them away from the front yard fences, as kids in strange costumes will actually get them very agitated and may try and provoke them further.
- If you decide that your dog or cat (or other animal) is to be part of the proceedings, then keep in mind that some animals like to get dressed up; some don't. You'll know the difference very quickly. Also, remember that pets have tails that they don't always monitor so well. These can get involved with any lit candles you have out or come across, so beware.



### Watch What Your Pets Eat

*You'll have lots of treats around at Halloween that your pets may want to eat, but you need to be sure they can't get at them.*


*Some treats are bad for animals and can even make them sick (or worse). Chocolate is one of the worst as it is toxic to dogs and cats. As cute as it might be to see them tearing into a Halloween chocolate, resist the urge!*

*If you're looking for a fun costume for your dog or cat, go and check out the [BuyCostumes.com](http://BuyCostumes.com) website. They've got all kinds of fun and unique costumes for animals.*

## Costume Safety Tips For The Adults

Because there are often lit candles in jack'o'lanterns and other Halloween displays, flammable materials are always a danger. This is especially true of trim and accessories, which are often loose and may be more likely to touch open flames.

Another tip which is usually not an issue for kids is regarding the use of costume contact lenses.



These lenses are available in many colors and other designs at Halloween and have been pretty popular over the last few years. The danger with these lenses is injuries to the eyes such as corneal abrasions and bacterial infections. These types of lenses aren't licensed or controlled to the same degree as corrective lenses and the quality and cleanliness of the lenses is often not as good as it should be.

If you want to use costume lenses, make sure you get them from a reputable source, preferably an optometrist or licensed eye-care supplier.

# THE FAMILY GUIDE TO HALLOWEEN SAFETY

## Safety Tips for Trick-or-Treaters

Making Halloween a safe and fun holiday is something that is definitely within possibility. Despite all the horror stories you hear every year, (which should all be listened to and heeded,) the vast majority of Halloween outings, parties and just general trick or treating almost always goes off without a hitch, due in large part to the safeguards we'll be discussing here. Make sure to use these!

- To prepare for the onslaught of goblins and ghouls onto your property, make sure the walkways are free from tripping hazards, and that your vicious guard dogs are properly restrained. Make sure the path is well-lit, even if every part of your being is longing for the dark haunted look. (This beats the look of a subpoena any day) Don't use real candles on your walkways, as you don't know who is wearing a paper bag costume and might become a large candle! Fill in or cover any holes or projects before someone falls in!
- Tell your own children to bring home all candy for inspection before consumption. One good tip I like is to give your child some of their favorites before they leave the house so they'll have something to munch on until you can look at their loot! This is sometimes the hardest thing to enforce, but you need to try.
- Discreetly toss any homemade treats or fruit that you don't know EXACTLY who it came from. It's just not worth it. It's too hard to find a pinhole in an apple or orange, and you'll likely not have a portable x-ray machine lying around, so when in doubt, throw it out!
- Make sure your children's costumes are flame retardant, and that they don't pose any tripping, or line of sight problems. You might even want to affix some reflective tape to the edges of the costumes, their candy bag, or even their shoes. Many times these costumes are black or very dark which makes them even harder to spot at night.
- Make sure to instruct your children not to go to ANY vehicles during their trick or treating. You don't know who may be driving through this neighborhood. This is one of the newer, more evil trends.
- If at all possible accompany your children, and stick to local neighborhoods you know well. Avoid back streets and alleyways, staying on sidewalks and making sure to follow the rules of the road, and be sure to cross at crosswalks.
- Carry a working flashlight.
- Do frequent head counts to make sure you have all the kids on your group.
- Make sure any props your kids are using are non-lethal, and don't pose a problem if someone gets "accidentally stabbed".

Making sure we all have a safe and fun Halloween this year is all of our responsibilities. Take these guidelines seriously and you'll be way ahead of everyone else. And be sure not to forget to have a great deal of fun while you're at it!

# THE FAMILY GUIDE TO HALLOWEEN SAFETY

## Halloween Candy Safety Tips For You & Your Kids

It's every parent's worst nightmare, having tainted candy given to your trick-or-treater and not catching it before it does irreparable harm to the youngster. Every year we hear new horror stories about how this heinous practice has ruined not only someone's night, but perhaps their future.

The picture isn't all bleak, however. There are safeguards you can put in place as parents to ensure your child not only has a great time, but comes home unharmed. Here are some great Halloween candy safety tips to heed and implement this year. Make sure your child understands and follows them to the letter.

- Don't eat anything that has a loose wrapper. Many times if a wrapper is suspect, the candy inside is also. Tightly wrapped packaging is a good sign that someone hasn't unwrapped and re-wrapped the candy, something that would be hard to do well.
- Give your child a hearty meal BEFORE they go out trick or treating. They won't be as hungry and less likely to gorge themselves on everything they collect along the way.

• I inspect all candy before I let my child eat it. I know that this may be the hardest to enforce, but these days it sadly may be necessary. You might do a variation on this and allow them to eat from certain house of friends that you know and trust. Work this out beforehand, however. Don't leave it up to the child.

• Try not to give out any choking hazards such as gum, small toys, hard candies and the like to very small children. They're all out there laughing and running, having a good time, and it's all too easy to... well, you get the picture.

• Check all fruits and homemade treats for punctures and cuts. Every year we hear stories of apples and other fruits laden with pins, needles and razor blades. Inspect these treats carefully.

• To protect yourself and maybe start a new trend in your neighborhood, maybe affix some of those free address labels you get tons of in the mail to the candy you give out, taking responsibility and helping out your own neighbors peace of mind.

• Ask your children to notice who gives them what. Now, I know this won't be 100% accurate or even often remembered, but planting a seed in their heads can work wonders. Try not to do it in a frightening manner, maybe phrasing it as an attempt to be able to thank them later.

• The number one, unbreakable, highest of high, most important rule of Halloween candy safety is....WHEN IN DOUBT, THROW IT OUT! If this one was followed to the letter, 99% of all Halloween candy safety problems would disappear.

• Try to limit your trick-or-treating to the late afternoon or early evening hours, and if at all possible, accompany your children.

**For more helpful ideas & tips for Halloween visit:**

**[www.YourDomain.com](http://www.YourDomain.com)**

*Feel free to pass this special report along to your friends...*